

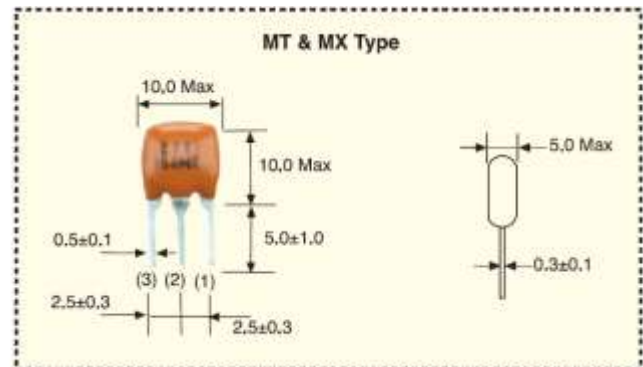
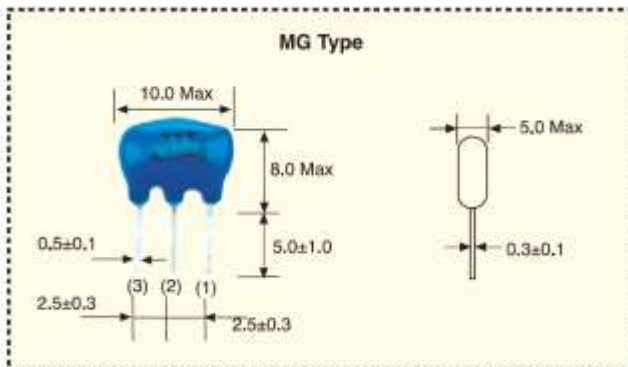
IR ZTT



Ceramic Resonator

Part Number	Frequency Range (MHz)	Frequency Accuracy	Stability in Temperature (-25°C ~ +85°C)	Aging for Ten Years	Load Capacitance	
					C1	C2
IRZTT MG	1,79 – 8,00	±0,5%	±0,3%	±0,3%	See Table 1	
IRZTT MT	6,00 – 13,00	±0,5%	±0,3%	±0,3%		
IRZTT MX	12,00 – 60,00	±0,5%	±0,3%	±0,3%		

Dimensions (Unit: mm)



Test Circuit:

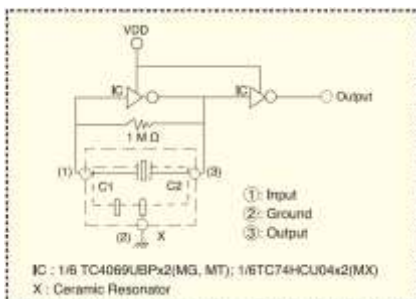


Table 1:

Circuit constants	
Frequency	C1, C2
1.80 – 8MHz	30pF
6.01 – 13.0MHz	22pF
13.0 – 20.0MHz	30pF
20.01 – 25.99MHz	15pF
26.00 – 60.00MHz	5pF